

MOTOMA®

Power into the Future



150A
25.6V

200A
25.6V

LITHIUM IRON PHOSPHATE BATTERY (Wall-Mounted & Standing)

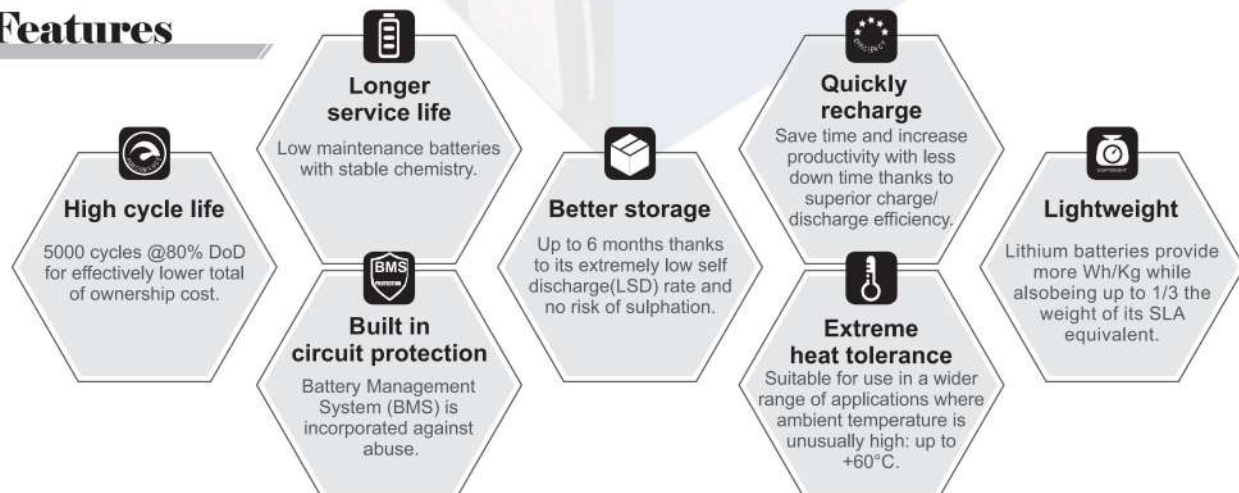
Introduction

MOTOMA M series LFP battery designed with 15 years or more service life for general purpose, which designed with advanced technology, built in intelligent BMS for more safe, with SOC design and communication protocol to match up with different brand inverters. Also motoma can supply customized upper computer software for BMS communication via RS232 to set parameters or read monitoring data.

Technical Parameter

Battery Model	M62PW	M68PW
Nominal voltage	25.6V	25.6V
Capacity	150Ah	200Ah
Nominal capacity	3.84kWh	5.12kWh
Operating voltage range	21.6~29.2V	21.6~29.2V
Maximum charging current	100A	100A
Maximum discharging current	100A	100A
Charging temperature range	0°C~45°C	0°C~45°C
Discharging temperature range	-20°C~60°C	-20°C~60°C
Dimension	442*510*195mm	442*510*195mm
Weight	46Kg	53Kg
IP level	IP21	IP21
Cycle life @ DOD 80%	5000 times	5000 times
Communication mode	RS485/CAN/RS232	RS485/CAN/RS232

Features





Grad A⁺ Cells



With SOC design



Support remote monitoring



Support high power discharge



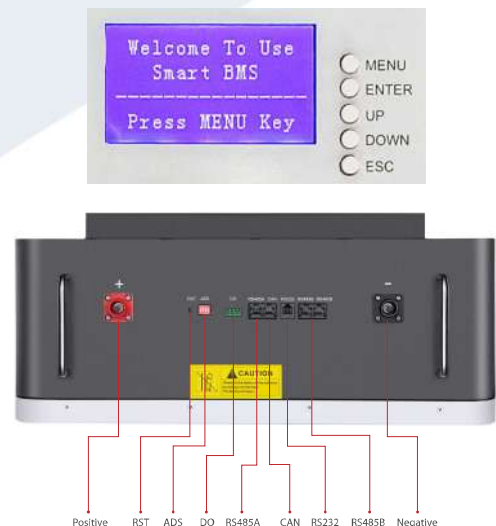
Smaller, lighter and longer life

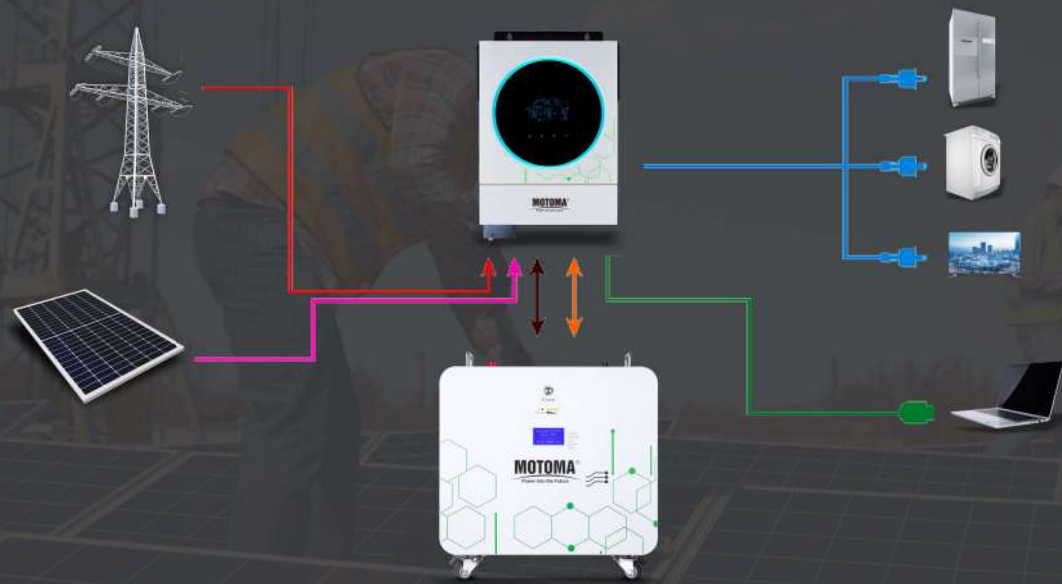
Applications

- ◆ Power Generation System (Solar and Wind Power System, etc.)
- ◆ Household Energy Storage System
- ◆ Auto Control System & ATM Machine
- ◆ Electronic Apparatus and Equipment
- ◆ Emergency Light & Emergency Backup
- ◆ Power Supply & Alarm/Security System
- ◆ Communication Power & DC Power
- ◆ Electric Power System (EPS)
- ◆ Uninterruptable Power System (UPS)
- ◆

Dimensions

Length	442±1mm (17.4 inches)
Width	510±1mm (20.08 inches)
Height	195±1mm (7.67 inches)
Total Height	548±1mm (21.57 inches)





■ AC Input
 ■ PV Input
 ■ Power Cable
 ■ Data Cable
 ■ Com. Cable
 ■ AC Output

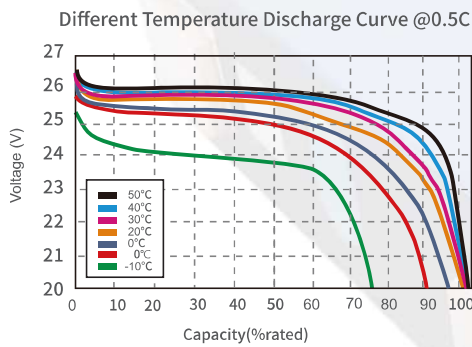
Charge Performance

Recommended Charge Current	30A
Maximum Charge Current	100A
Peak Charge Current	110A (1s)
Recommended Charge Voltage	28.8V
BMS Charge Cut-Off Voltage	<29.2V (3.65V/Cell)
Reconnect Voltage	>28.8V (3.6V/Cell)
Balancing Voltage	<27.04V (3.38V/Cell)
Balancing Current	40mA

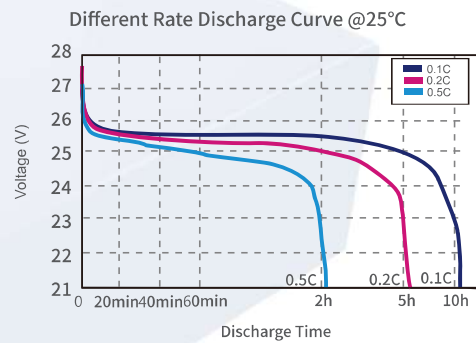
Discharge Performance

Recommended Discharge Current	30A
Maximum Continuous Discharge Current	100A
Peak Discharge Current	110A (1s)
BMS Discharge Cut-Off Current	150A (100ms)
Recommended Low Voltage Disconnect	24V (3.0V/Cell)
BMS Discharge Cut-Off Voltage	21.6V (1s) (2.7V/Cell)
Reconnect Voltage	>24.8V (3.1V/Cell)
Short Circuit Protection	250~500us

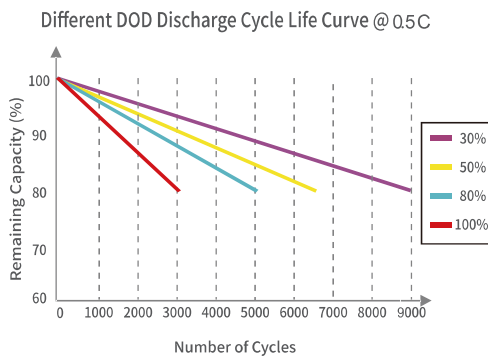
Different Temperature Discharge Curve



Different Rate Discharge Curve



Cycle Life Curve



Self Discharge Characteristics Curve

